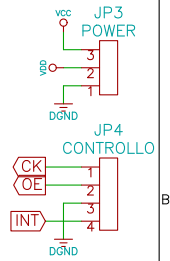
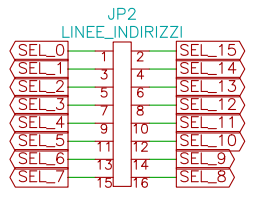
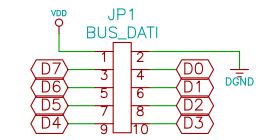


PHASE		STEP	
A	/A	B	/B
0	1	0	1
0	0	1	0
1	1	0	0
0	0	0	1
1	0	1	1
0	1	1	0
1	1	0	1
0	0	1	1



XVCC
 XVDD
 XDGND

Di6x
 Di7x

JP7
 Pin Strip 6P

Zona prototipaggio 23x11 pad 2mm, grid 2,54

SetPoint 0.48-1.45V

Walter Lain	
File: stepper.sch	
Sheet: /	
Title: Unipolar Stepper motor interface	
Size: A4	Date: 4 nov 2009
KiCad E.D.A.	Rev: 1.0
	Id: 1/1